




# RWI Set 2

## 'I can read'

### phonics book




Name: \_\_\_\_\_




Name: \_\_\_\_\_ Date: \_\_\_\_\_


Draw the sound buttons on the words. The first one has been done for you. Cut and glue the 'ay' pictures into the correct place




play  
• • ay



tray



May



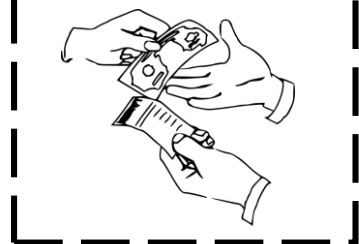

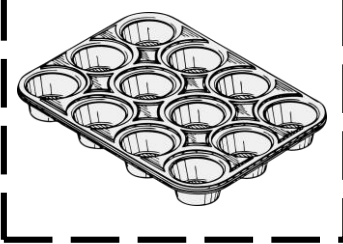


hay



pay




say






Name: \_\_\_\_\_ Date: \_\_\_\_\_


Draw the sound buttons on the words. The first one has been done for you. Cut and glue the 'ee' pictures into the correct place



see



three



bee





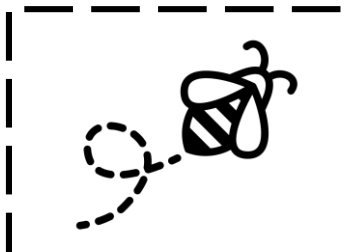


tree



green




deep






Name: \_\_\_\_\_ Date: \_\_\_\_\_


Draw the sound buttons on the words. The first one has been done for you. Cut and glue the 'igh' pictures into the correct place



night



fright



flight






high



fight




light






Name: \_\_\_\_\_ Date: \_\_\_\_\_


Draw the sound buttons on the words. The first one has been done for you. Cut and glue the 'ow' pictures into the correct place




blow  
• • —



snow



show







glow



bow




row






Name: \_\_\_\_\_ Date: \_\_\_\_\_


Draw the sound buttons on the words. The first one has been done for you. Cut and glue the 'oo' pictures into the correct place



poo



zoo



moon







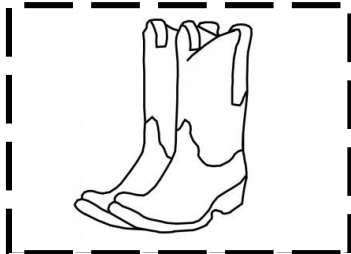
food



fool



boot









Name: \_\_\_\_\_ Date: \_\_\_\_\_


Draw the sound buttons on the words. The first one has been done for you. Cut and glue the 'oo' pictures into the correct place



look  
..



book



rook






hook



cook




shook






Name: \_\_\_\_\_ Date: \_\_\_\_\_


Draw the sound buttons on the words. The first one has been done for you. Cut and glue the 'ar' pictures into the correct place



card



start



star



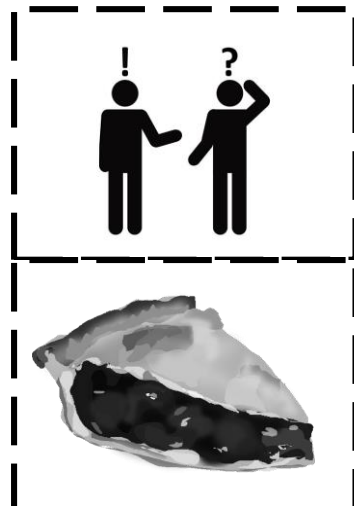
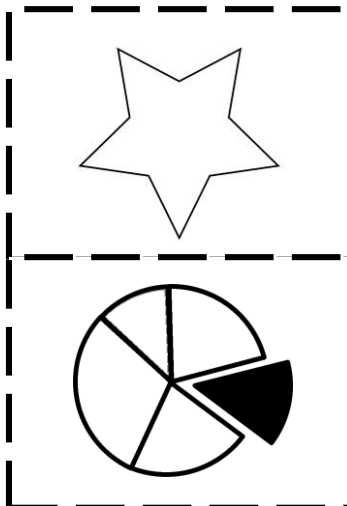
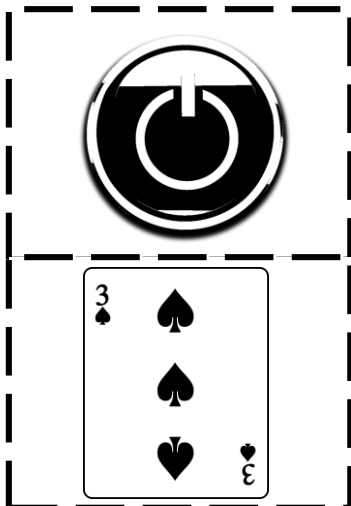
hard



tart



chart









Name: \_\_\_\_\_

Date: \_\_\_\_\_


Draw the sound buttons on the words. The first one has been done for you. Cut and glue the 'or' pictures into the correct place



horn  
• — •



torn



corn



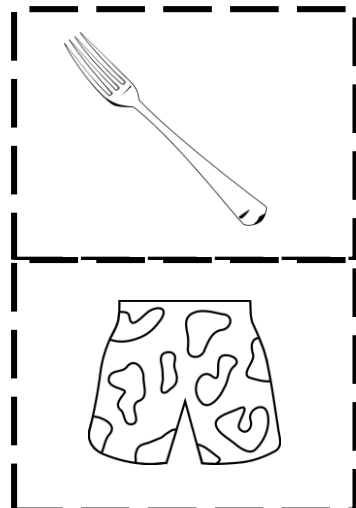
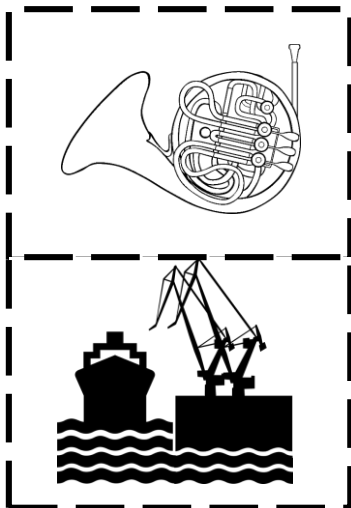
short



port




fork






Name: \_\_\_\_\_ Date: \_\_\_\_\_


Draw the sound buttons on the words. The first one has been done for you. Cut and glue the 'air' pictures into the correct place



hair



chair



stairs





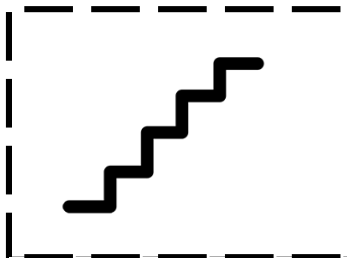
fair



air




pair






Name: \_\_\_\_\_ Date: \_\_\_\_\_


Draw the sound buttons on the words. The first one has been done for you. Cut and glue the 'ir' pictures into the correct place



girl



swirl



first





birthday



third



dirt





Name: \_\_\_\_\_ Date: \_\_\_\_\_

Draw the sound buttons on the words. The first one has been done for you. Cut and glue the 'ou' pictures into the correct place




loud




shout



sound




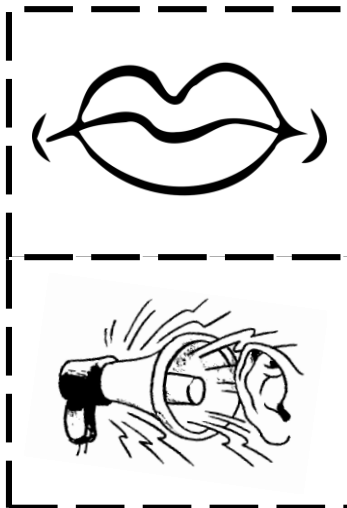

found



ground




mouth






Name: \_\_\_\_\_ Date: \_\_\_\_\_

Draw the sound buttons on the words. The first one has been done for you. Cut and glue the 'oy' pictures into the correct place



boy



toy



annoy



joy



destroy



joystick

