

Week 2 Activities

Year 3 you are all working so hard and we are very proud of you! We are missing you so don't forget to get in touch with us - we would love to hear from you. Use the email addresses at the bottom of our year group page. Make sure you are sticking to a daily routine and taking some much needed relaxation in the sunshine.

Rewards We have got a **Rainbow Reward** sheet for you, so if you manage to complete all the activities you set out to do each day, perhaps you could agree a reward with your parents. Maybe 5 minutes on the iPad, maybe watching a film. Whatever it is, enjoy! See the attached files.

Spanish If you want to get creative and to practise your Spanish, then why not **colour in a rainbow** to spread love and joy whilst revisiting your Spanish colours knowledge. See the attached files.

Music Fancy doing some music? Have a go at this challenge. Don't forget to tweet us!



Y3 Music at Home



To Play: 1) Throw a dice (or small object) onto the paper. 2) Do the activity it lands on! 3) Tick or colour in a square when you do it 4) If you manage to fill all squares you get a prize!

Sing along to your favorite song!	Stretch your body	Clap 4 rhythms to your family!	Read a book about music or a musician
Make an instrument out of items in your house	Play on a Music App on an iPad or smartphone	Write a poem or song	Dance to some nice music
Listen to 10 minutes of classical music on youtube	Learn a new song	Design a completely new instrument on some paper	Talk to someone in your family about their favourite music
Play along with a MusicNation Video on Youtube	Practice an instrument	Write down some rhythms any way you like	Research and make a poster about a famous composer
Learn some beatboxing or rapping skills!	Watch some ballet on Youtube	Sing in the shower, as loud as you can!	Invent 4 new rhythms!
Sing a song you learned in school to a grownup	Explore chords and note combinations on an app or instrument	Watch a musical film	Bounce a ball in time to the beat of a song

Maths - In Maths this week, you are going to be researching parallel and perpendicular lines. Use the websites that have already been suggested to find out the difference between the two.

Can you remember what an acute, an obtuse and a right angle is?

Your Challenge

This week, search around the house, in the kitchen, in the living room etc. and in the garden for:


- 5 pairs of parallel lines
- 5 perpendicular lines
- 5 acute angle
- 5 obtuse angles
- 5 right angles

Maybe you can make your own by using cutlery, twigs or TV remotes! Don't forget to tweet us so we know where you have found the lines and angles

Are these lines parallel, perpendicular or neither?

(a)

.....



(d)

.....



(b)

.....



(e)

.....




(c)

.....



(f)

.....




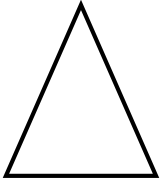
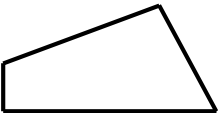
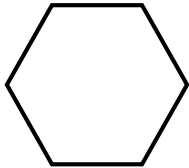


With each of the shapes below can you find:

(A) How many pairs of **parallel** lines?

(B) How many pairs of **perpendicular** lines?

	<p>Parallel =</p> <p>Perpendicular =</p>		<p>Parallel =</p> <p>Perpendicular =</p>
--	--	--	--

	Parallel = Perpendicular =		Parallel = Perpendicular =
	Parallel = Perpendicular =		Parallel = Perpendicular =
	Parallel = Perpendicular =		Parallel = Perpendicular =

Some more activities for you to try



Perfect picture!

Can you draw what the boy can see through the hole in the fence?

Sick sentences!

These sentences are 'sick' and need help to get better. Can you help? Could you add an adverb?

- ▶ The boy went towards the fence.
- ▶ He looked through the hole.
- ▶ He was excited.

