



Many people consider the people from the Stone Age to be the first artists. During this time, people created cave paintings. Most cave paintings were of animals or hunters. A cave could be full of many paintings by many different painters. Many hand stencils have also been discovered. They used natural colours from mineral pigments. Some of the most impressive cave paintings have only been found in the last 100 years. There could be more out there we don't know about!

Year 3 Drawing Skills

1. Experiment with showing line, tone and texture with different hardness of pencils
2. Use shading to show light and shadow effects
3. Use different materials to draw
4. Show an awareness of space when drawing
5. To begin to use drawing techniques to create texture
6. Alter and refine drawings

Vocabulary

scale	scale refers to the size of one whole object in relation to another whole object	blending	gently intermingling two or more colours to create a gradual transition or to soften lines
proportion	proportion refers to the dimensions of a composition and relationships between height, width and depth	smudging	a technique of shading created by using a finger or soft material to smear the colour
texture	in the visual arts, texture refers to the perceived surface quality of a work of art	hatching/ cross-hatching	a mass of parallel lines, of varying length, used to indicate shading and texture


What are we learning?

1



- The earliest art discovered is **cave art** from the **Stone Age**
- Most cave paintings were of animals, hunters or **hand stencils**
- They used **natural colours** from **mineral pigments**.


2




- When drawing, we must make sure that all parts of our drawing are the right size compared to everything else on your page. This means that we are making sure that everything is in **proportion** and is to **scale**
- We can also use different **hardness** of **pencils** to create **tone**, which can help show **light** and **shadows**

3

- **Tone** refers to how light or dark something is
- **Tint** is where an artist adds white to a colour to create a lighter version of the colour
- A **shade** is where an artist adds black to a colour to darken it down



4



- The **texture** is the feel or appearance of a **surface**
- We can draw texture and we can draw on textured surfaces
- **Hatching** and **cross-hatching** sketching techniques can be used to create visual texture

5

- Apply the knowledge learnt in previous lessons to the **final piece**
- **Collaboratively** means working together to create the artwork.



6

- **Evaluating** a piece of artwork allows us to **reflect** on what **worked well** and what could be **improved**
- Identify how your work is **similar/different** to the work of original cave art



7 Elements of Art
Year 1&2 Drawing Skills

