



Living with technology

Helping you and your family to stay in control







We are going to cover:

- 1. How children are using technology in a positive way.**
- 2. Some of the challenges and issues that new technology brings.**
- 3. How schools teach children to be safe online.**
- 4. What you can do to help your family stay safe and keep you in control.**
- 5. Taking a look at the school VLE**



What technology
are you and your
family using and
what is it used for?



In the last 25 seconds there have been:

264 new blog posts

245 members added on Facebook

14,699 tweets sent on Twitter

293,981 videos watched on YouTube

72,613,488 emails sent globally

587,962 searches made on Google

4,832,576 SMS's sent worldwide

Top 10 Internet Activities

Activity	Top 10 internet activities carried out at least once a week, by age: 2012 (%)		
	5-7yrs	8-11yrs	12-15yrs
Schoolwork / homework	38	67	82
Online games	47	51	47
Surfing / browsing	15	38	71
Social networking	3	19	75
Videos	9	25	56
Music	7	19	53
Avatar websites	33	36	15
TV	24	21	28
Wikipedia website	4	19	38
Instant messaging	1	11	45

Media in children's rooms

Activity		% of children who have the following media in their bedroom (2012)					
	TV	Games console	DVD/ Blu-ray	Digital TV	Internet (PC/Laptop)	Radio	Digital video (DVR)
3-4 year olds	33	15	17	8	1	3	4
5-7 year olds	43	36	24	14	3	7	6
8-11 year olds	58	60	31	21	14	19	8
12-15 year olds	73	64	41	37	39	30	14



What are the main benefits of digital technologies for your children?

Kidblog



padlet

E Safety Issues




How we teach eSafety in school

5-7



8-10



www.thinkuknow.co.uk

www.youtube.co.uk/ceop



SID song

Key Learning

- Some information is precious or special because it applies just to them.
- Understand that not everyone they talk to / play with online is automatically trustworthy.
- Understand that their emotions can be a powerful tool to help them assess unsafe situations.
- Know what to do if we feel uncomfortable or need help when online.
- How 'being nice' online is the same as 'being nice' offline.



Jigsaw

Key Learning

- Understand what is appropriate to post online.
- Understand that we can not trust everyone online.
- Understand what personal information is and how to keep it private online.
- Know what to do if we feel uncomfortable or need help when online.



So... what should you do now?

1. Get involved in your children's online activity at home and TALK

Check you know what applications they are using, especially chat rooms and games played with others online. Ask who their 'e-pals' are. Get them to teach you about how things work. Set up accounts with them.

2. Support the school

Sign the Acceptable Use Policy and take an active interest in what your children are doing in ICT at school.

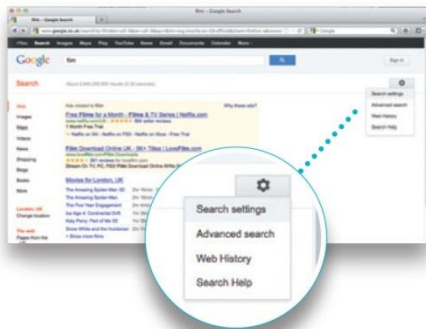
3. Encourage Internet use that builds on offline activities

It helps to keep the computer in a family room not tucked away in a child's bedroom. Help your children to use the Internet for homework and leisure interests. Do things together. Reflect on how much 'gaming' time they have.

4. Use some of the tools on the computer to help you

Parental settings.

Google Safe Search



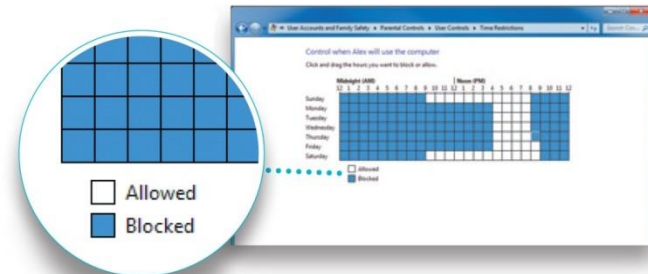
ISP Safety Controls



YouTube Safety Mode



Computer Parental Safety Controls





- Help set up their profile
- Add your email as the main contact (if possible)
- Set the privacy settings to "friends" only and ensure they are children you know
- 'Like' the Click CEOP page
- Check in and keep updated

Control Privacy When You Post

You can manage the privacy of your status updates, photos and profile info using the inline audience selector — when you share or afterwards. Remember: the people you share with can always share your information with others, including apps. Try [editing your profile](#) to see how it works or [learn more](#).

What's on your mind?

How You Connect

Who can look up your profile by name or contact info?

Everyone ▼

Who can send you friend requests?

Everyone ▼

Who can send you Facebook messages?

Everyone ▼

Who can post on your Wall?

Friends ▼

Who can see Wall posts by others on your profile?

Friends ▼

[Learn more](#)

Done



How You Connect

Control how you connect with people you know.

[Edit Settings](#)



How Tags Work

Control what happens when friends tag you or your content.

[Edit Settings](#)

ount ▼

[Tour](#)

ee All

Chat



So... what should you do now?

1. Get involved in your children's online activity at home and TALK

Check you know what applications they are using, especially chat rooms and games played with others online. Ask who their 'e-pals' are. Get them to teach you about how things work. Set up accounts with them.

2. Support the school

Sign the Acceptable Use Policy and take an active interest in what your children are doing in ICT at school.

3. Encourage Internet use that builds on offline activities

It helps to keep the computer in a family room not tucked away in a child's bedroom. Help your children to use the Internet for homework and leisure interests. Do things together. Reflect on how much 'gaming' time they have.

4. Use some of the tools on the computer to help you

Parental settings.



Poulton Lancelyn Primary School

Lets take a look at our VLE